



POPPI PONTE

design giulio manzoni/pierluigi colombo

Poppi Ponte is a transformable system composed by an horizontally tilting single bed and an upper wardrobe with sliding doors. It is available in two dimensions: h2200 mm or h2561 mm.

The bed is provided with a reclining stuffed headboard

Dimensions

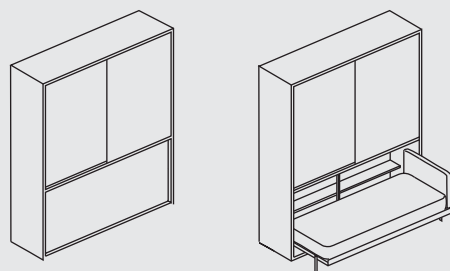
Closed 2160 x 623 x 2200-2561 mm

/85 x 24.5 x 86.6-100.8 inches

Open 2160 x 1271 x 2200-2561 mm

/85 x 50 x 86.6-100.8 inches

Height of bed base from floor 270 mm/10.6 inches



POPPI BOARD

design giulio manzoni/pierluigi colombo

Poppi Board is a transformable system composed by an horizontally tilting single bed, tilting wide desk and wardrobe with sliding doors. By a simple movement, this system transforms into the night version without displacing anything on the desk, which tilts and takes places horizontally underneath the bed base.

Dimensions

Closed 2160 x 1168 x 2200-2561 mm

/85 x 46.1 x 86.6-100.8 inches

Open 2160 x 1273 x 2200-2561 mm

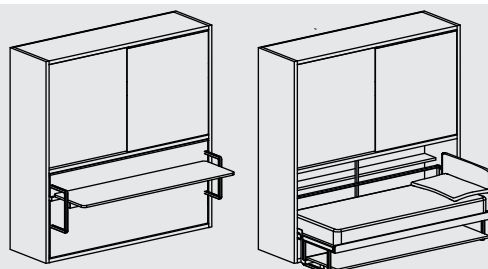
/85 x 50.3 x 86.6-100.8 inches

Height of bed base from floor 270 mm/10.6 inches

Height of writing desk from floor 748 mm/29.4 inches

Dimensions of the desk mm. 1982 x 535 x 22 mm

/78 x 21.1 x 0.9 inches



TECHNICAL INFORMATION

Structure of Poppi Ponte and Poppi Board in wood with adjustable feet in nylon.

Bed base with frame in tubular enforced iron and multilayer bent beech wood slats, fixed to the frame with nylon/rubber gaskets.

Mattress: spring mattress, Reinforced Latex mattress, 50% Memory mattress. Mattress locking belts in nylon with fastener in black nylon.

Opening mechanism: Poppi Ponte through gas springs, Poppi Board through levers and gas springs.

Available Finishes: Structure: Melamine White Dover, Melamine Whited Oak, Lacquered Clei colours.

Front panel: Melamine White Dover, Melamine Whited Oak, Lacquer Clei colours system, Glossy white Dialux, Multicolour lacquer, Lacquer + pattern printing. Back panel of the bed always in Melamine White. Sliding doors available also in ABS with aluminium frame.

REMARKS - INSTALLATION AND SAFETY

Models Poppi Ponte and Poppi Board are supplied disassembled their easy installation is supported by comprehensive instructions.

Models Poppi Ponte and Poppi Board are self standing so they do not need to be fixed to the wall

The installer is in charge to test the correct fixing and to provide with a workmanlike installation

The opening system is fixed to the structure with gears that remain perfectly tighten in both the day and the night positions.

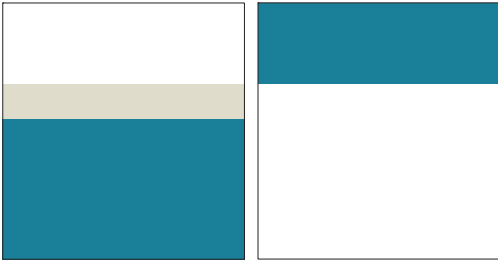
Maximum weight supported by shelves : kg. 30

Maximum weight supported by the bed : kg. 150

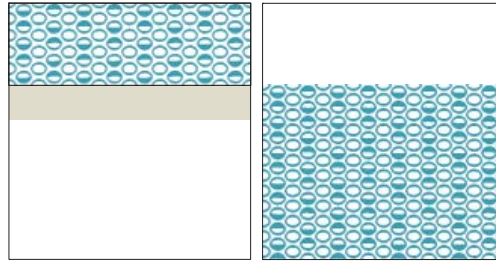
PATTERN ON SLIDING DOORS

Made only on a lacquered white cover panel and in clei pattern colours combinations.

MULTICOLOR



MULTICOLOR/OVAL



PETALO

(available only on the right door)



PETALO

(available only on the right door)

