

TANGO Transformable system with double bed and modular, fixed and stand alone sofa

GENERAL TECHNICAL INFORMATION

Tango is a transformable system with double bed and modular or fixed sofa. The double bed is provided with the innovative patented bed base Cf97 made by a frame in extruded anodized aluminium with adjustment system, integrated in the structure of the wallbed and with a sliding mechanism for the opening and closing movements .

The tilting opening system is equipped with a safety stop device without visible cables and springs opening and closing are done with a simple motion through a handle placed on the front shelf, which becomes, by a tilting movement, support of the bed on ground and remains always parallel to the floor during the opening, allowing to leave objects on it.

The bed can be equipped with a stuffed textile headboard, fixed to the backrest panel through snaps The modular sofa with either fixed or sliding seats it can be combined with elements with or without armrests, corner elements and chaises longues in different sizes, obtaining different configurations

The sofa is also available in the fixed version 2 seats (cm190) - intermediate (cm 223) and 3 seats (cm 270), therefore without the bed, and it can be placed everywhere. Seat cushions are made of natural feathers with pull out and interchangeable polyurethane foam insert.

Backrest cushions are made of piumafill with integrated roll cushion in foam.

All cushions have a white cover made of 100% cotton cloth that prevents any contacts with padding.

Covering made of removable fabric or leather.

The system is self-supporting.

The bed base is made of slats in solid beech plywood attached to the frame with adjustable nylon/rubber seals.

Available mattresses h cm18 double bed cm154x202 weight kg 29-32, springs, memory, memory 7 zones, memory deluxe, latex versions (see details from Page 65)

Mattress locking belts in nylon.

AVAILABLE FINISHES:

- Structure :
- Melamine White, Melamine Oak Sabbia , Melamine Oak Moro, Melamine Perla, Melamine Tortora
- Lacquered as per cleicoloursystem .
- Fronts:
- Melamine white, Melamine Oak Sabbia , Melamine Oak Moro, Melamine Perla, Melamine Tortora,
- Dialux Glossy White
- Lacquered in cleicoloursystem
- Boiserie Panels:
- Woods: Wavy Walnut - Smoked Oak
- Melamine white, Melamine Oak Sabbia , Melamine Oak Moro, Melamine Perla, Melamine Tortora,
- Dialux Glossy White
- Lacquered in cleicoloursystem
- Boiserie shelves:
- Woods: Wavy Walnut - Smoked Oak
- Melamine White, Melamine Oak Sabbia , Melamine Oak Moro, Melamine Perla, Melamine Tortora,
- Lacquered in cleicoloursystem
- Backrests:
- Woods : Wavy Walnut - Smoked Oak
- Melamine White, Melamine Rovere Sabbia , Melamine Rovere Moro, Melamine Perla, Melamine Tortora,
- Lacquered in cleicoloursystem

Sofa covering: fully removable, in fabric and leather as per clei swatches samples book.

Remarks: Installation and safety

This product is delivered disassembled and provided with specific assembly instructions.

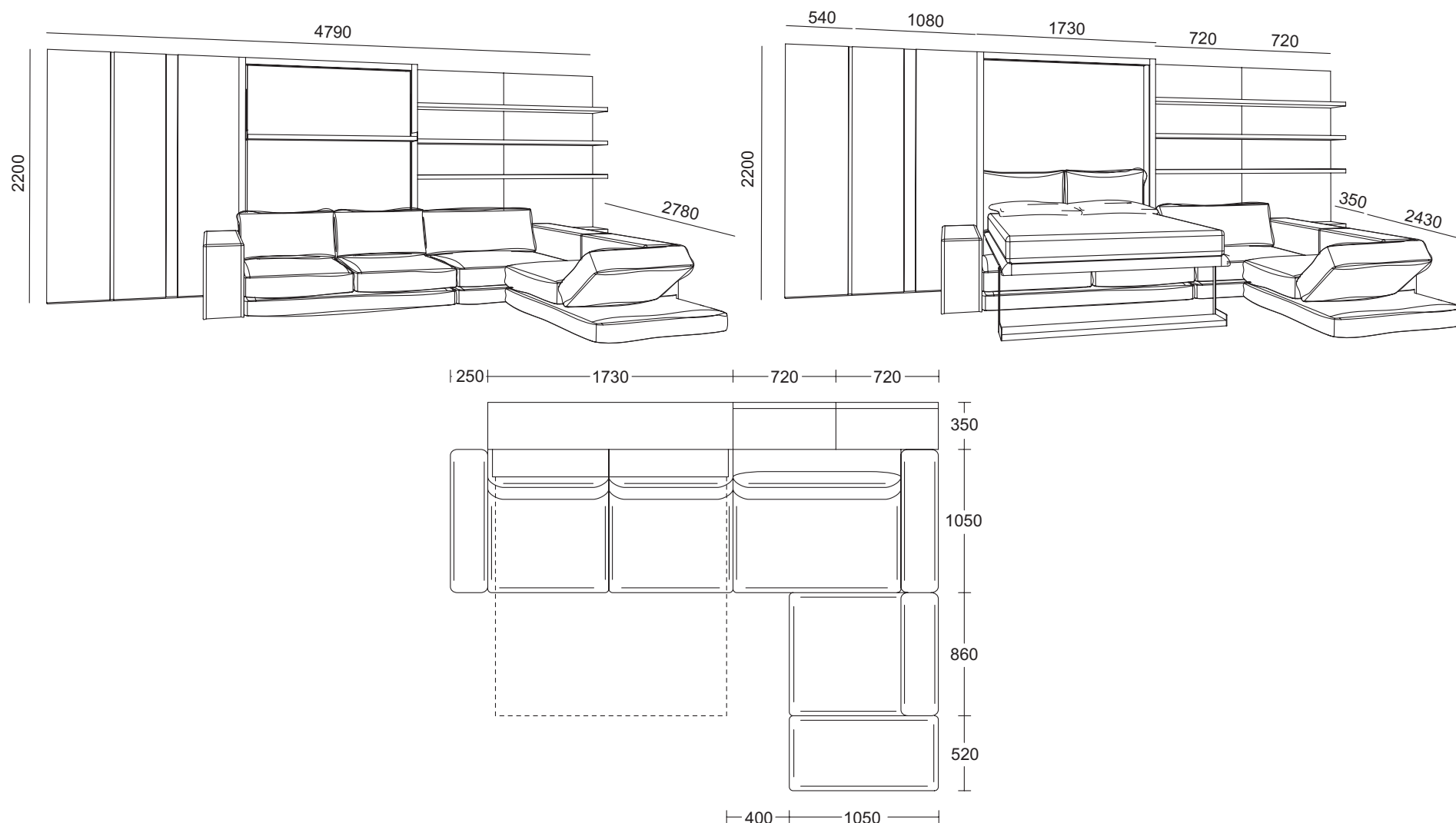
The bed mechanism is fixed to the structure through devices that remain perfectly locked in both positions.

When in the relax position, the sliding seats of sofa move forward by mm 200 (max depth mm 1250).

Slight unevenness of floor can be overcome by adjusting the feet as indicated in the assembly instructions booklet, to which reference is made.

Maximum weight supported by the bed: kg 300

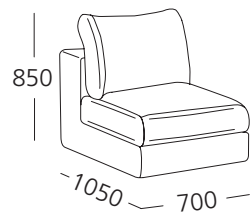
The installer is responsible for the workmanlike installation of the product.



MODULAR ELEMENTS WITH FIXED SEAT

Armchair W. 700

Fabric or leather needed for covering:
 - Mt. 4,70 in W. 140 cm
 - Mq. 7,19

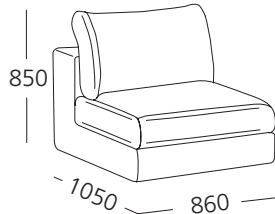


mm. 700 x 1050 H. 850

TAN070PUK

Armchair W. 860

Fabric or leather needed for covering:
 - Mt. 5,30 in W. 140 cm
 - Mq. 8,15




mm. 860 x 1050 H. 850

TAN086PUK

Armchair W. 1080

Fabric or leather needed for covering:
 - Mt. 6,20 in W. 140 cm
 - Mq. 9,50

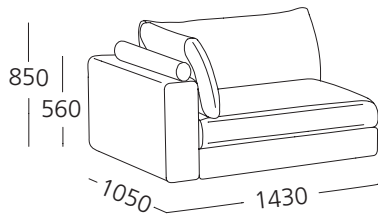


mm. 1080 x 1050 H. 850

TAN108PUK

Ending Unit W.1430 right or left

Fabric or leather needed for covering:
 - Mt. 9,40 in W. 140 cm
 - Mq. 13,77

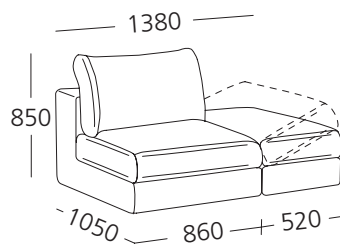


mm. 1430 x 1050 H. 850

TAN143BTUKD/S

Ending unit with right or left reclining armrest

Fabric or leather needed for covering:
 - Mt. 5,50 in W. 140 cm
 - Mq. 8,42

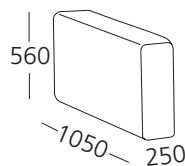


mm. 1380 x 1050 H. 850

TAN138RTUKD/S

Armrest

Fabric or leather needed for covering:
 - Mt. 1,40 in W. 140 cm
 - Mq. 2,14

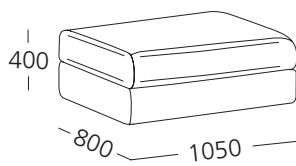


mm. 250 x 1050 x H. 560

TAN105BUKD/S

Pouf

Fabric or leather needed for covering:
 - Mt. 3 in W. 140 cm
 - Mq. 4,60

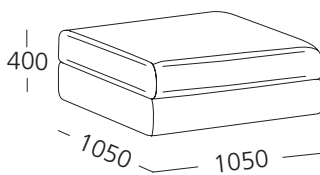


mm. 1050 x 800 x H. 400

TAN080FUK

Pouf

Fabric or leather needed for covering:
 - Mt. 3,80 in W. 140 cm
 - Mq. 5,81

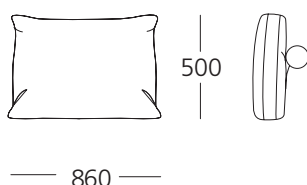


mm. 1050 x 1050 x H. 400

TAN105FUK

Backrest cushions

Fabric or leather needed for covering:
 - Mt. 1,80 in W. 140 cm
 - Mq. 2,75



W. mm. 860 x 500

TAN086CUK

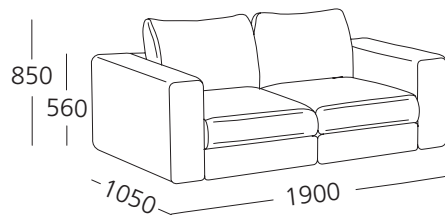
TANGO SYSTEM - Stand alone sofa version

GENERAL TECHNICAL INFORMATION

This is a fixed and stand-alone sofa with fixed seats available in the following versions: 2 seats cm. 190 - intermediate cm. 223 – 3 seats cm.270.
Seat cushions filled with natural feathers and foam insert.
Backrest cushions in piumafill and with integrated roll cushion in foam
All cushions have a white cover made of 100% cotton cloth
Covering made of fully removable fabric and leather.
Washable as per label on the fabric.

Sofa TANGO 190

Fabric or leather needed for covering:
- Mt. 10,70 in W. 140 cm
- Mq. 16,37




mm. 1900 x 1050 H. 850

TAN190DIVUK

Sofa TANGO 223

Fabric or leather needed for covering:
- Mt. 11,00 in W. 140 cm
- Mq. 16,90




mm. 2230 x 1050 H. 850

TAN223DIVUK

Sofa TANGO 270

Fabric or leather needed for covering:
- Mt. 12,60 in W. 140 cm
- Mq. 19,28



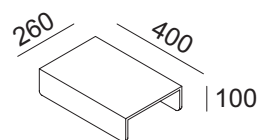
mm. 2700 x 1050 H. 850

TAN270DIVUK

TANGO Accessories

Metal tray for armrest

Copper/Haematite/Titanium colour painted metal



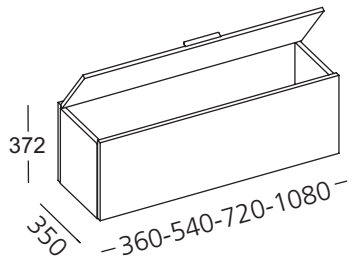
mm. 260 x 400 x H. 100

TANVAVM

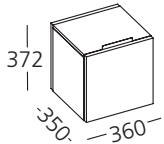
Base cabinet with tilting door

H. mm. 372

- To fill the space between the bed and the sofa, or free standing.
- Specify if the base unit will rest against a wall or boiserie panel .
- Handle W016 only



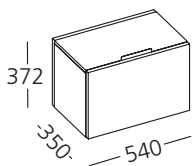
Base cabinet with tilting door W. mm. 360



Code

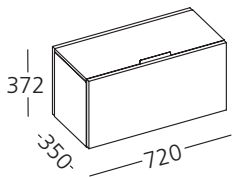
RT1331

Base cabinet with tilting door W. mm. 540



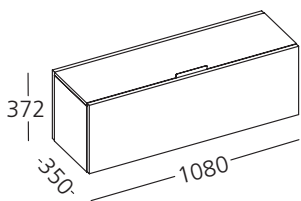
RT1531

Base cabinet with tilting door W. mm. 720



RT1731

Base cabinet with tilting door W. mm. 1080



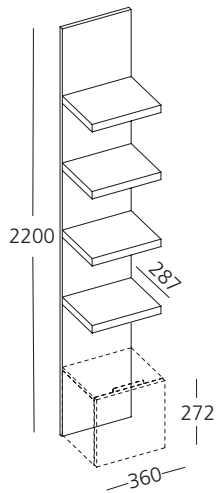
RT1931

Boiserie with shelves and with arrangement for cabinet with tilting door

H. mm. 2200

- Boiserie panel W. mm 360 - 540 - 720 - 1080
- Shelves Depth mm. 287

Elements W. mm. 360 - Shelves Depth mm. 287

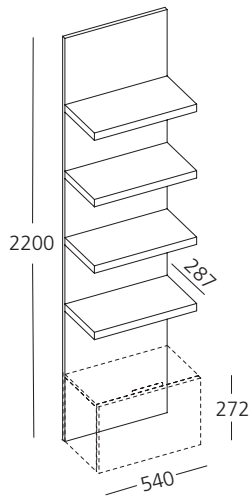


Boiserie panel
4 shelves Depth mm. 287
TOTAL

Code

PB83
MB33
TANMBR03

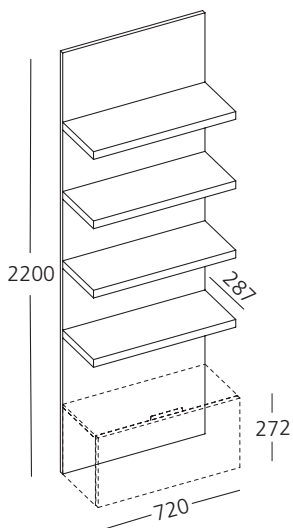
Elements W. mm. 540 - Shelves Depth mm. 287



Boiserie panel
4 shelves Depth mm. 287
TOTAL

PB85
MB53
TANMBR05

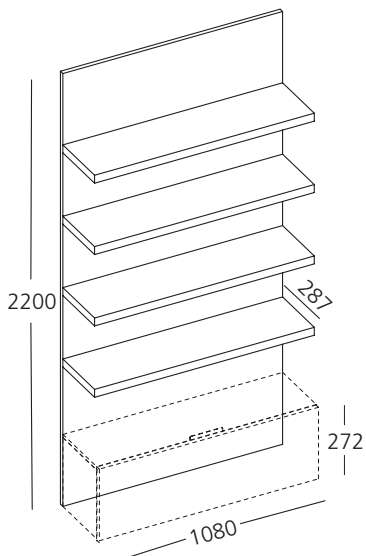
Elements W. mm. 720 - Shelves Depth mm. 287



Boiserie panel
4 shelves Depth mm. 287
TOTAL

PB86
MB63
TANMBR07

Elements W. mm. 1080 - Shelves Depth mm. 287



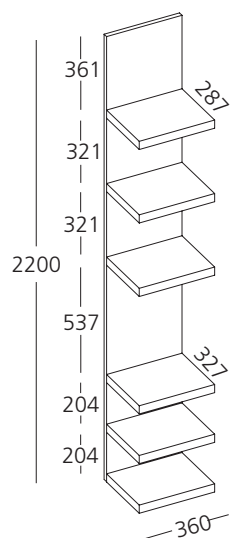
Boiserie panel
4 shelves Depth mm. 287
TOTAL

PB89
MB93
TANMBR09

Special units

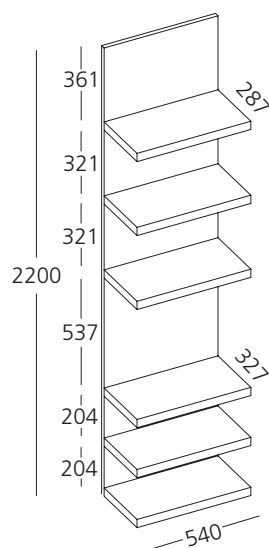
- Elements W. mm. 360 - 540 - 720 - 1080
- with 3 shelves Depth mm. 287
- and with 3 shelves Depth mm. 327

Boiserie with shelves resting on the floor W. mm. 360



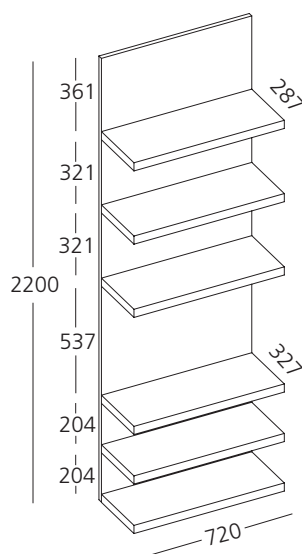
Front panel with bed base	Code
Boiserie panel	PB83
3 shelves Depth mm. 287	MB33
3 shelves Depth mm. 327	MT033
TOTAL	TANMB03

Boiserie with shelves resting on the floor W. mm. 540



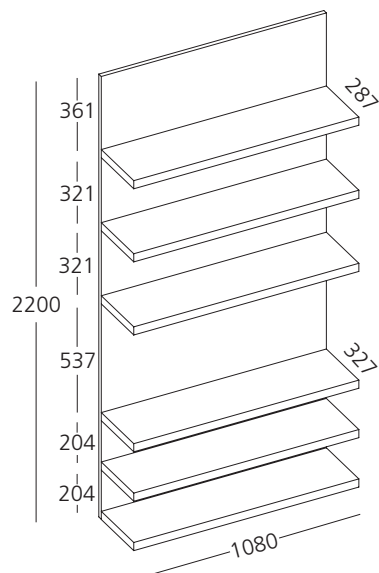
Boiserie panel	PB85
3 shelves Depth mm. 287	MB53
3 shelves Depth mm. 327	MT053
TOTAL	TANMB05

Boiserie with shelves resting on the floor W. mm. 720



Boiserie panel	PB86
3 shelves Depth mm. 287	MB63
3 shelves Depth mm. 327	MT063
TOTAL	TANMB07

Boiserie with shelves resting on the floor W. mm. 1080



Boiserie panel	PB89
3 shelves Depth mm. 287	MB93
3 shelves Depth mm. 327	MT093
TOTAL	TANMB09

Special storage units

Storage units with hinged door and fixed door, to be placed behind armrest of TANGO System sofa

H. mm. 2200 - 2561

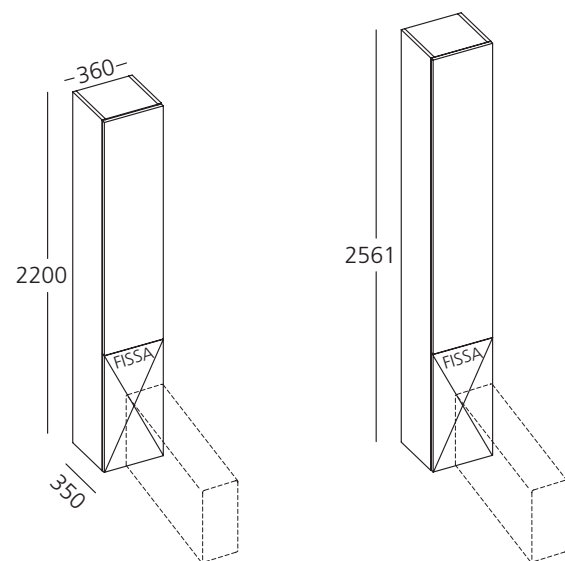
Depth mm. 350

Special storage units W. mm. 360

Inside equipment

H. mm. 2200 - n° 4 shelves Th. mm. 22

H. mm. 2561 - n° 5 shelves Th. mm. 22



H.2200

Structure

Doors

TOTAL

H.2561

Structure

Doors

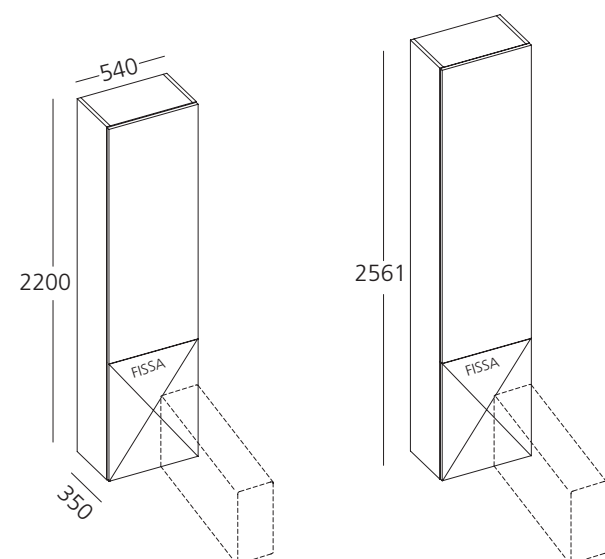
TOTAL

Special storage units W. mm. 540

Inside equipment

H. mm. 2200 - n° 4 shelves Th. mm. 22

H. mm. 2561 - n° 5 shelves Th. mm. 22



H.2200

Structure

Doors

TOTAL

H.2561

Structure

Doors

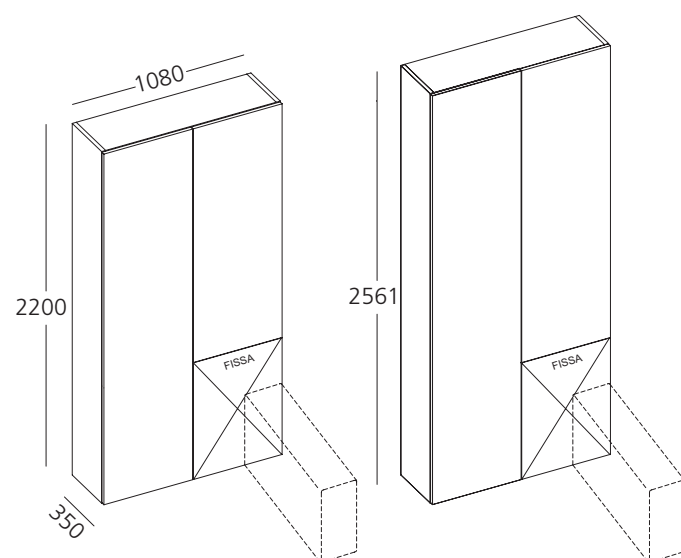
TOTAL

Special storage units W. mm. 1080

Inside equipment

H. mm. 2200 - n° 5 shelves Th. mm. 22

H. mm. 2561 - n° 6 shelves Th. mm. 22



H.2200

Structure

Doors

TOTAL

H.2561

Structure

Doors

TOTAL

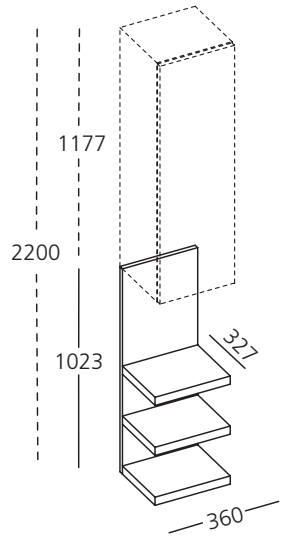
Modular elements for TANGO System or free standing

Boiserie with shelves

H. mm. 1023

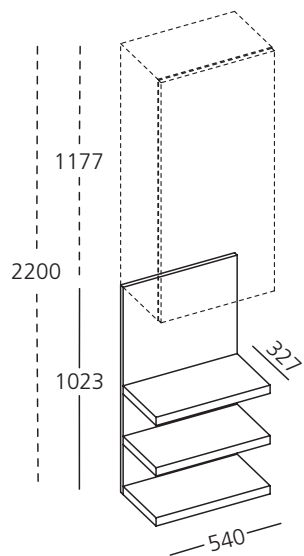
- Elements W. mm. 360 - 540 - 720 - 1080
- Shelves Depth mm 327

Element W. mm. 360



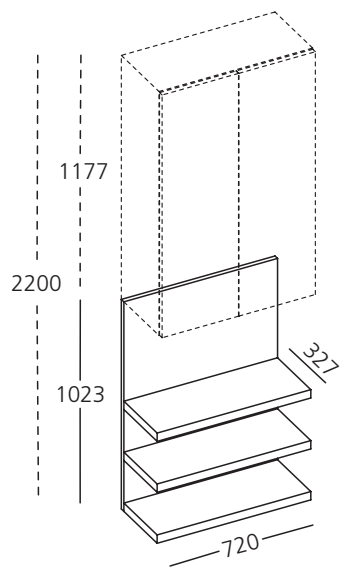
	Code	Melamine white	M.Oak Sabbia - Oak Moro - Perla-Tortora	Lacquered	Dialux White	Oak/Walnut Wood
Boiserie panel	PB53					
3 shelves D. mm. 327	MT033					
TOTAL						

Element W. mm. 540



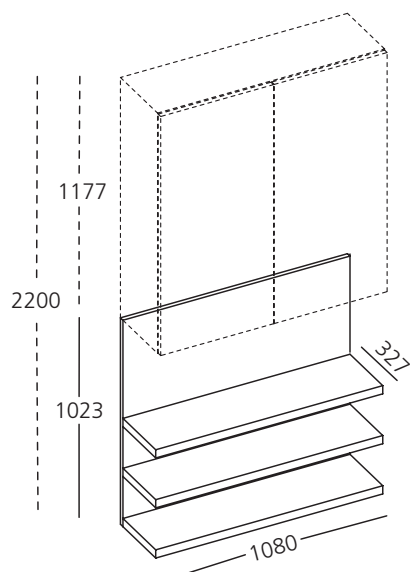
Boiserie panel	PB55
3 shelves D. mm. 327	MT053
TOTAL	

Element W. mm. 720



Boiserie panel	PB56
3 shelves D. mm. 327	MT063
TOTAL	

Element W. mm. 1080



Boiserie panel	PB59
3 shelves D. mm. 327	MT093
TOTAL	

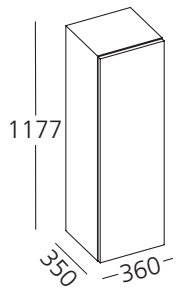
Wall units

H. mm. 1177

- 2 inside shelves - Door with touch latch opening system - Soft closing hinge
N.B.: Overcharge for handle - Type MA - ML - WO16 - WO32 - see related page

Wall unit 1 door W. mm. 360

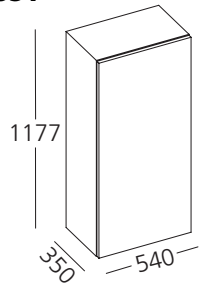
PK3331



	Code	white
Structure	PK3331ST	
Door	PK3331FA	
TOTAL		

Wall unit 1 door W. mm. 540

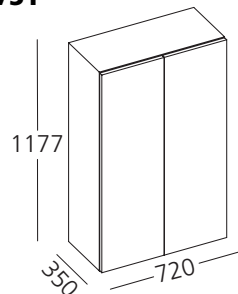
PK3531



Structure	PK3531ST	
Door	PK3531FA	
TOTAL		

Wall unit 2 doors W. mm. 720

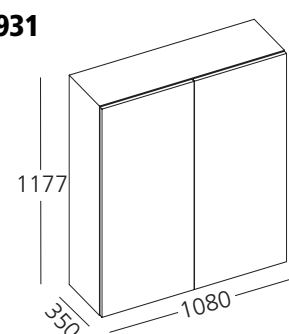
PK3731



Structure	PK3731ST	
Doors	PK3731FA	
TOTAL		

Wall unit 2 doors W. mm. 1080

PK3931

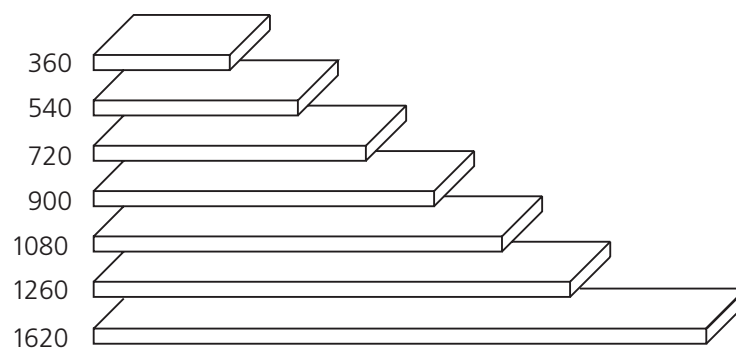


Structure	PK3931ST	
Doors	PK3931FA	
TOTAL		

Boiserie shelves for Tango

D. mm. 327

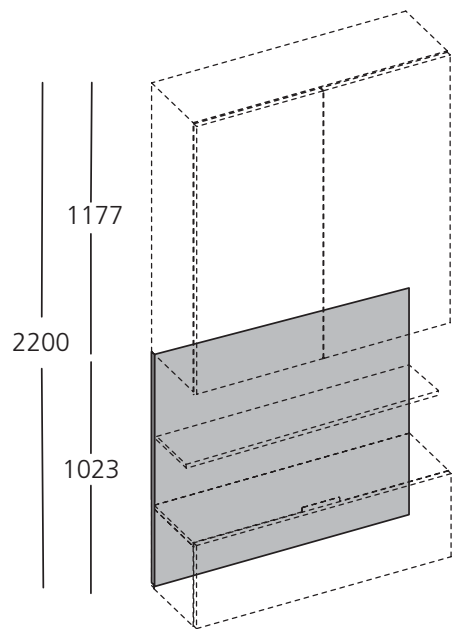
- Thickness mm. 40
 - Shelves should be placed on the boiserie panel only behind the Tango sofa



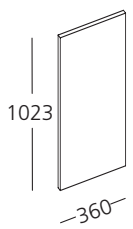
	Width	360	540	720	900	1080	1260	1620		
FINISH	Code	MT 033	MT 053	MT 063	MT 073	MT 093	MT 913	MT 933		

Boiserie panel

H. mm. 1023

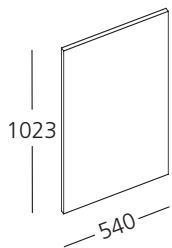


Boiserie panel W. mm. 360



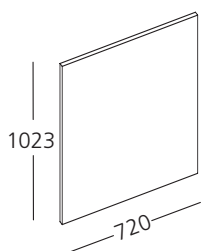
Code	Melamine white	M.Oak - Sabbia -Oak Moro - Perla-Tortora	Lacquered	Dialux White	Oak/Walnut Wood
PB53					

Boiserie panel W. mm. 540



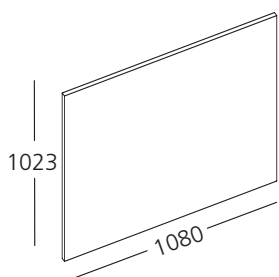
PB55					
-------------	--	--	--	--	--

Boiserie panel W. mm. 720



PB56					
-------------	--	--	--	--	--

Boiserie panel W. mm. 1080



PB59					
-------------	--	--	--	--	--