

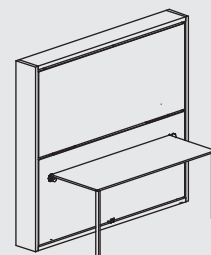
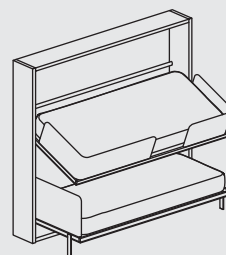
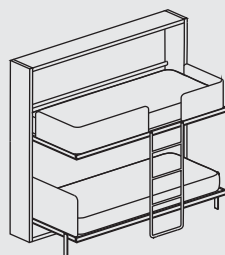
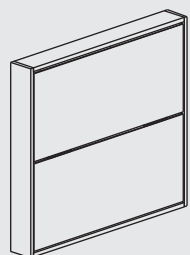


## LOLLIPOP/LOLLISOFT/LOLLIPOP IN/LOLLISOFT IN design giulio manzoni/r&s clei

Transformable tilting bunk beds with different kind of ladder and guard barrier according to the version of the model. These systems, all 310 mm deep, can be either integrated in composition with other element of the CLEI collection or independent ; by a simple movement they transform into the night version with two beds always ready to use, with slatted base. All these models can be provided in the day version with a tilting table with folding legs.

### Dimensions:

Closed 2160 x 310 x 1943 mm (version IN 2200) / 85.0 x 12.2 x 76.5 inches (version IN 86.7)  
 Open 2160 x 1033 x 1943 mm (version IN 2200) / 85.0 x 40.7 x 76.5 inches (version IN 86.7)  
 Space between the two open beds 700 mm / 27.6 inches  
 Height of lower bed base 259 mm / 10.2 inches  
 Height of upper bed base 1179 mm / 46.4 inches  
 Table 1700 x 663 x 22 mm / 66.9 x 26.1 x 0.9 inches

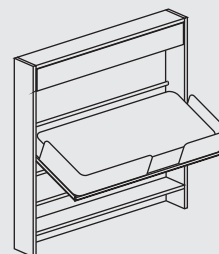
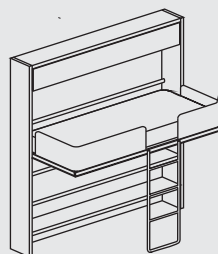
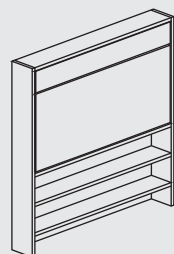


## LOLLIBOOK design giulio manzoni/r&s clei

Transformable system composed by an upper single bed with horizontal opening and lower bookshelf. This system transforms through a simple movement from day to night version into a bed always ready to use with slatted bed base. It is provided with a innovative upholstered protection barrier and a special device that helps making the bed.

### Dimensions:

Closed 2160 x 310 x 2200 mm / 85 x 12.2 x 86.6 inches  
 Open 2160 x 1033 x 2200 mm / 85 x 40.6 x 86.6 inches  
 Height of bed base from floor 1179 mm / 46.4 inches

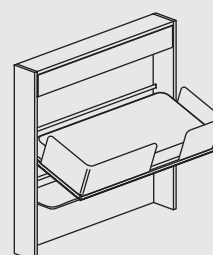
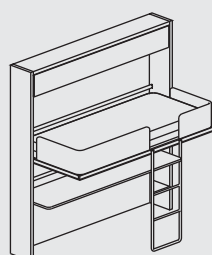
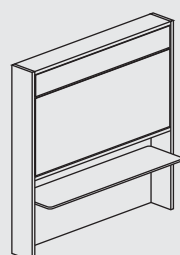


## LOLLIDESK design giulio manzoni/r&s clei

Tilting single bed with horizontal opening, provided with a lower fix desk. For the night configuration the unit transforms by an easy movement into a wooden slatted bed always ready to use. It is provided with a innovative upholstered protection barrier and a special device that helps making the bed.

### Dimensions:

Closed 2160 x 742 x 2200 mm / 85 x 29.2 x 86.6 inch  
 Open 2160 x 1033 x 2200 mm / 85 x 40.6 x 86.6 inch  
 Height of bed base from floor 1179 mm / 46.4 inch  
 Desktop 2080 x 742 x 22 mm / 81.9 x 29.2 x 0.9 inch



**LOLLISOFT SD**

design giulio manzoni/pierluigi colombo

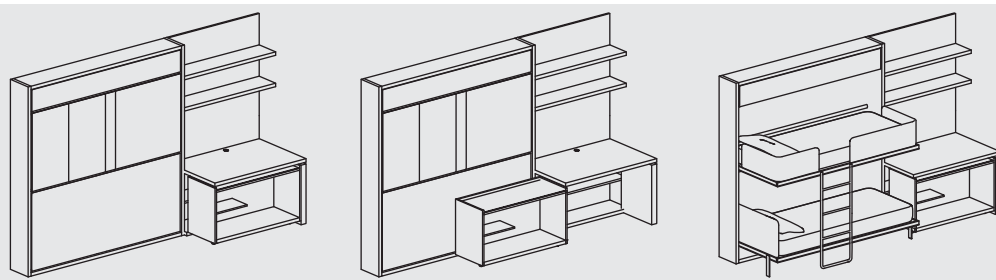
System composed by a hide-away bunk bed with slatted bed base, a fix desk and a sliding element equipped for PC.

The main features of the upper bed are an innovative upholstered safety barrier and a special device that helps making the bed.

Dimensions:

Writing desk 900-1080-1260-1440 x 818 mm  
/ 35.4-42.5-49.6-56.7 x 32.2 inches

Height of the writing desk 726 mm / 28.6 inch

**TECHNICAL INFORMATION**

Lollipop and Lollipop IN are available either with loose ladder and folding metal guard barrier, or integrated ladder that, with its articulation, becomes a guard barrier. Both of the ladders are as well support of the upper bed.

Lollisoft and Lollisoft IN are available with loose ladder, with device that tips the upper bed down to make the bed easier, and with padded folding barrier placed on three sides of the upper bed.

Structure in wood with adjustable feet in nylon.

Bed base with frame in tubular enforced iron and multilayer bent beech wood slats, fixed to the frame with nylon/rubber gaskets.

Mattress: spring mattress, Reinforced Latex mattress, 50% Memory mattress.

Mattress locking belts in nylon with fastener in black nylon.

Opening mechanism of the beds through gas springs.

Available Finishes: Structure: Melamine White Dover, Melamine Whited Oak or Graphite Oak, Lacquer Clei colours system.

Front panel : Melamine White Dover, Melamine Whited Oak or Graphite Oak, Lacquer Clei colours system, Glossy white Dialux, Wood Whited Oak or Graphite Oak, Multicolour lacquered, Lacquered + pattern printing.

Back panel of the bed always in Melamine White.

**REMARK - INSTALLATION AND SAFETY**

These models are supplied disassembled and their easy installation is supported by comprehensive instructions.

It is compulsory to fix them to the wall, in 3 fixing points, using the proper hardware supplied by CLEI (squares, rawlplugs with diameter gmm/0.4 inches and the couple nut-bolt) and following the assembling instructions provided together with the goods

A plasterboard is not a suitable wall and the fixing can not be considered safe. (see assembling instructions)

The installator is in charge to test the correct fixing and to provide with workmanlike installation

When the upper bed is open it is compulsory to open correctly the integrated ladder in vertical position and secure the guard barrier to the related stop device. In case of loose ladder, it must be secured to the corresponding fixation points. Both the loose and the integrated ladder are bearing support of the upper bed.

The opening system is fixed to the structure with gears that remain perfectly tighten in both the day and the night positions.


Maximum weight supported by the table : kg. 50

Maximum weight supported by each bed : kg. 150

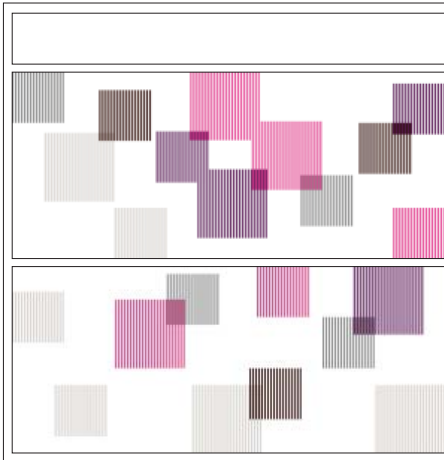
**PATTERN**

Made only on a lacquered white cover panel and in clei pattern colours combinations.  
For model Lollisoft SD the pattern is available only for the upper panel.

SCOT




QUADRA



PETALO (only for the upper panel)



MULTICOLOR



MULTICOLOR/OVAL

